

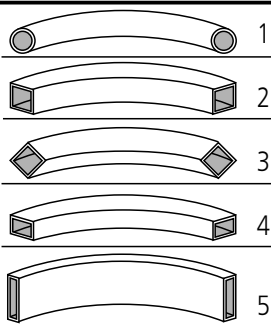
## Enquiry form Tube and profile bending

(Put cross in appropriate box)

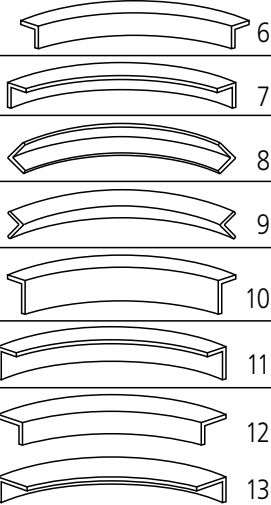
No.	Qty.	Shape Fig. no.	Dimension	Material	DIN-Standard	Bending radius (inside/ centre)	Bent useful length	With initial curvantage	Sawn ends	With material
1										
2										
3										
4										
5										
6										

### Shapes

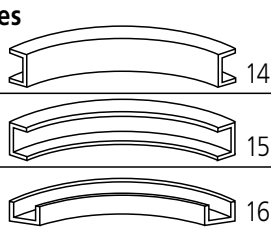
**Tubes and hollow profiles**



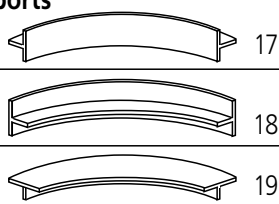
**Angles**



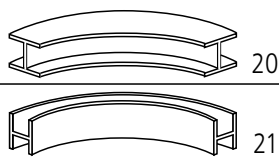
**U-profiles**



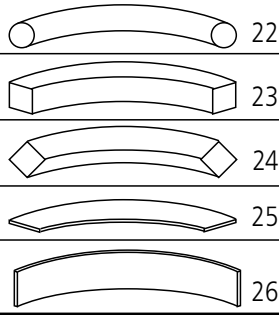
**T-supports**



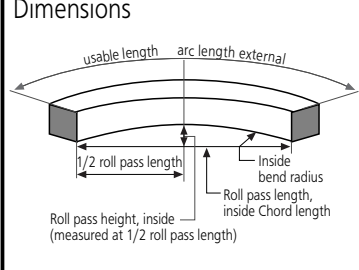
**Double T-supports**



**Solid material**



**Dimensions**



### Sender

Company \_\_\_\_\_

Contact \_\_\_\_\_

Street \_\_\_\_\_

Post code/Place \_\_\_\_\_

Telephone \_\_\_\_\_

Fax \_\_\_\_\_

E-Mail \_\_\_\_\_

(Company stamp)